

YouChallenge Challenger Registration Flow 挑戰者註冊流程

Choose “Challenger” As Your Own Character
選擇遊戲角色「挑戰者」



Complete the Personal Data*
填寫真實個人資料*



Enter Your Phone no. for Verification
輸入手機號碼驗證



Enter Your Gasworker Referral Code
(If Any)
提供介紹人推薦碼(如適用)



Finish the Strength Analysis for your Character
Setting
完成「個人能力值分析」以進行角色設定


Game on! 開始遊戲!

常見問題 - 挑戰者

Frequently Asked Questions

Challenger





100



100

常見問題 - 挑戰者

「YouChallenge」是甚麼？

YouChallenge為一個針對弱勢青年群組而設的手機應用程式(App)，透過完成當中的遊戲任務，鼓勵14-30歲的目標青年加強社會聯繫，重新建立正面的生活體驗。

為何支持「YouChallenge」？

我們深信共享經濟的成效；透過使用YouChallenge，它可以集中資源為服務使用者、個案工作人員和參與企業提供更大的靈活性和效能。因此，我們誠邀公眾及社會各方持分者共同參與此計劃。

挑戰者和支持者有何分別？

簡而言之，挑戰者為YouChallenge之目標青年，支持者則由個案工作人員、提供獎賞或任務支援的參與機構/人士組成。

註冊挑戰者帳號需要提供甚麼？

挑戰者需提供SMS驗證碼以完成註冊過程。如你已有個案工作人員跟進，請提供其推薦碼(如適用)，完成「個人能力值分析」後即可開始任務。


挑戰者可以開發新任務嗎？

你可以與個案工作人員商議，透過其帳號共同開發新的任務並設定任務為公開或專屬性質。當開發任務申請獲得通過，挑戰者可於任務列表查閱及開始任務。

為甚麼我不能開始新的任務？

每個任務名額均設上限，因此挑戰者最多只能同時間開始不多於5個任務。





100



100

我可以如何聯絡支持者？

你可使用個人檔案內的私人聊天室與你的個案工作人員聯絡。你也可透過每個任務及獎賞的查詢框 (Enquiry Box) 與對應的支持者取得聯繫。

挑戰者如何兌換獎賞？

如挑戰者提出獎賞換領申請，YouChallenge團隊將發送SMS驗證碼以確認換領要求。所有步驟一經確認，YouChallenge團隊會盡快透過Telegram或電話直接與挑戰者聯絡領獎安排。所有領獎均需提前預約作實。

挑戰者的能力值代表甚麼？

挑戰者的能力值分佈乃跟據其「個人能力值分析」作答之結果組成，你可透過完成最高分顏色區域的任務獲取雙倍積分。

使用YouChallenge聊天室安全嗎？

挑戰者可於私人聊天室與個案工作人員展開對話。YouChallenge將不會保存當中任何的對話記錄及披露任何個人資料。





挑戰者 Challenger



100



100

Frequently Asked Questions – Challenger

What is “YouChallenge” ?

YouChallenge is an online platform that aimed to motivate the disadvantaged youths aged 14 – 30 by completing the quests through our APP so as to encourage them by gaining new identity and experience from online to offline.

Why support “YouChallenge” ?

We believe the concept of sharing economy as YouChallenge is an online platform open to all general public including different stakeholders of the community. By making use of YouChallenge, it offers flexibility and efficiency to the service user, caseworker and supporting corporate.

What is the different between Challenger and Supporter?

In short, challenger refers to our target youth. Supporter are formed by caseworker and corporate who provide support in reward or quests.


What do I need for registration?

For challenger, you will receive a SMS with verification code once you have finished the registration process. Meanwhile, please enter the “Referral Code” if you are referred by your current caseworker. After that, you have to finish the Strength Analysis before taking the quests.

Can I create new quest by myself?

Sure! You can discuss with your caseworker and ask him/ her to customize a new quest for you either in public or private nature. Once we have approved the request, you can find the quest through the updated quest list.





100



100

Why I can't take more quest?

Since there is limited quota for each of the quest, challenger can only take a maximum of 5 quests at the same time until you completed the existing quests.

How can I contact the supporter?

You can use the Private Chatroom in Profile to contact your caseworker. You may also contact the supporter through the Enquiry Box of each quest and reward once you have questions on submit checkpoint or redeem reward.

How to redeem reward?

When challenger wants to redeem reward, you will receive a SMS for further verification. We will contact you through Telegram or by phone once the procedure is confirmed. All rewards need to be redeemed by appointment.

What does the Zone Distribution represent?

The result of the Zone Distribution is generated from the Strength Analysis and challenger will receive double points when completing quest which is under the zone that you have the highest strength level.

Is it safe to use the Private Chatroom of "YouChallenge" ?

Challenger is welcome to chat with your caseworker through the Private Chatroom. We will not store any of the conversation history and will never share any of the personal information with anyone else.

